

# tempmate®-S2

## OPERATION INSTRUCTIONS

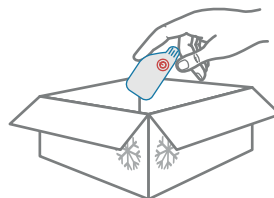
 Start Button

 Green LED

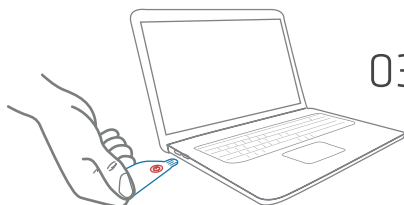
 Red LED



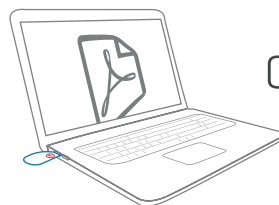
**01** Keep button pressed for minimum 5 seconds to start recording



**02** Add started **tempmate®-S2** to your shipment



**03** Connect stopped logger directly to USB port



**04** The PDF report will be generated automatically



5 sec.

Start Logger  
Stop Logger

**Rec.**



**Stop**




1 time

Not started  
Low battery

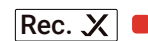


3 sec. 

Recording-OK



Recording-Alarm



Stopped-OK



Stopped-Alarm



2 times

Set Mark  
Mark limit full

**Mark**



**Mark**



For further information visit [www.tempmate.com/S2](http://www.tempmate.com/S2)